



PHOTOVOLTAIC PRODUIT CATALOGUE



光伏产品索引

PHOTOVOLTAIC PRODUCTS INDEX

线缆 Cable

2kV UL4703	2-3
2kV Wire RPVU90, RPVU105	4-5
35kV MV-90, MV-105	6
EN 50618 H1Z2Z2-K & UL 4703	7
60930 IEC131/H1Z2Z2-K	8-11
PV 2000DC TC5	12
TUV 2PFG 2642	13-17
TUV 2PFG 2750	18
TUV 2PFG 2962	19
H05V-K	20
H07V-K	21
600 DG	22-24
600V TC TC-ER	25
USE-2	26-27
SE-U	28
SE-R	29
NYY-J, NYY-O	30

连接器 Connector

H4	31
H4 Plus	32
PV4-S	33
MC4	34
MC4-EVO2	35
Solar AC 3 Pin Connector	36

线束 Harness

中继线&延长线 Jumper & Whips	37
铜铝转换线缆 CU-AL Junction Cable	38
分支线束 Trunk Connector	39
集电 String Harness	40
保险丝集电 In-line Fuse Assembly 1500V DC	41

2kV UL4703

双层绝缘 Dual Layer



优势 Advantage

- ◆抗紫外线
- ◆可直埋
- ◆高阻燃VW-1
- ◆低烟无卤
- ◆高绝缘电阻
- ◆UV resistant
- ◆Rated for direct burial
- ◆High flame retardant VW-1
- ◆Low smoke halogen free
- ◆Higher insulation resistance

特性 Characteristics

额定电压 Rated Voltage

2000V

额定温度 Temperature Rating

-40°C ~ +90°C

成品电压测试 Voltage Test On Completed Cable

U=2000V

18~10AWG, 6KV/min

8~2AWG, 7.5KV/min

1~4/0AWG, 9KV/min

参考标准 Reference Standard

UL 4703 PV wire

UL 44 Thermoset-insulated cables

UL 854 Service-entrance cables

RoHs Compliant

应用 Application

该线缆广泛应用于光伏发电和太阳能系统，连接太阳能组件和电气元件，适用于户外极端环境。

This cable is widely used in photovoltaic power generation and solar system, connecting solar module and electrical components. It is suitable for outdoor extreme environment.

线规 AWG	绝缘厚度 Inner Layer Thickness (mm)	绝缘外径 Inner Layer O.D. (mm)	护套厚度 Outer Layer Thickness (mm)	成品外径 Cable O.D. (mm)	20°C导体最大电阻 Conductor Resistance Max(Ω/km, 20°C)
14	1.14	4.20	0.76	5.85	8.96
12	1.14	4.75	0.76	6.40	5.64
10	1.14	5.35	0.76	7.00	3.546
8	1.39	6.70	0.76	8.30	2.23
6	1.39	7.65	1.14	10.10	1.403
4	1.39	9.30	1.14	11.70	0.882
2	1.39	11.10	1.14	13.50	0.5548
1/0	1.65	13.70	1.52	16.90	0.3487
2/0	1.65	15.10	1.52	18.30	0.2766
3/0	1.65	16.50	1.52	19.70	0.2194
4/0	1.65	17.90	1.52	21.10	0.1722

2kV UL4703

单层绝缘 Single Layer



- ### 优势 Advantage
- ◆ 抗紫外线
 - ◆ 可直埋
 - ◆ 高阻燃VW-1
 - ◆ 低烟无卤
 - ◆ 高绝缘电阻
 - ◆ UV resistant
 - ◆ Rated for direct burial
 - ◆ High flame retardant VW-1
 - ◆ Low smoke halogen free
 - ◆ Higher insulation resistance

特性 Characteristics

额定电压 Rated Voltage

2000V

额定温度 Temperature Rating

-40°C ~ +90°C

参考标准 Reference Standard

UL 4703 PV wire

UL 44 Thermoset-insulated cables

UL 854 Service-entrance cables

RoHs Compliant

应用 Application

该线缆广泛应用于光伏发电和太阳能系统，连接太阳能组件和电气元件，适用于户外极端环境。

This cable is widely used in photovoltaic power generation and solar system, connecting solar module and electrical components. It is suitable for outdoor extreme environment.

线规 AWG	绝缘厚度 Insulation Thickness (mm)	成品外径 Cable O.D. (mm)	20°C导体最大电阻 Conductor Resistance Max(Ω/km, 20°C)
6	2.15	8.50	0.660
4	2.15	9.60	0.415
2	2.15	10.90	0.261
1	2.66	12.80	0.207
1/0	2.66	13.80	0.164
2/0	2.66	14.80	0.130
3/0	2.66	16.00	0.103
4/0	2.66	17.30	0.082
250	3.04	19.20	0.069
300	3.04	20.40	0.058
350	3.04	21.60	0.050
400	3.04	22.70	0.043
500	3.04	24.60	0.035
550	3.43	26.30	0.032
600	3.43	28.00	0.027
700	3.43	28.80	0.025
750	3.43	29.50	0.023

2kV RPVU90, RPVU105

双层绝缘 Dual Layer



优势 Advantage

- ◆ 抗紫外线
- ◆ 可直埋
- ◆ 高阻燃VW-1
- ◆ 低烟无卤
- ◆ 高绝缘电阻
- ◆ UV resistant
- ◆ Rated for direct burial
- ◆ High flame retardant VW-1
- ◆ Low smoke halogen free
- ◆ Higher insulation resistance

特性 Characteristics

额定电压 Rated Voltage

1000/2000V

额定温度 Temperature Rating

RPVU90: -40°C ~ +90°C

RPVU105: -40°C ~ +105°C

执行标准 According to

CSA C22.2 NO.271:11

CSA C22.2 NO.38

应用 Application

该线缆广泛应用于光伏发电和太阳能系统，连接太阳能组件和电气元件，适用于户外极端环境。

This cable is widely used in photovoltaic power generation and solar system, connecting solar module and electrical components. It is suitable for outdoor extreme environment.

线规 AWG	绝缘厚度 Inner Layer Thickness (mm)	绝缘外径 Inner Layer O.D. (mm)	护套厚度 Outer Layer Thickness (mm)	成品外径 Cable O.D. (mm)	20°C导体最大电阻 Conductor Resistance Max(Ω/km, 20°C)
12	1.16	4.58	0.38	5.1	5.43
10	1.16	5.19	0.38	5.6	3.41
8	1.35	6.31	0.76	7.4	2.14
6	1.69	7.9	0.76	9.8	1.35
4	1.69	9.1	0.76	11.0	0.848
2	1.69	10.57	0.76	12.3	0.534
1	2.02	12.22	1.14	14.7	0.423
1/0	2.02	13.23	1.14	15.7	0.335
2/0	2.02	14.04	1.14	16.5	0.266
3/0	2.02	15.64	1.14	18.1	0.211
4/0	2.02	17.04	1.14	19.5	0.167

2kV RPVU90, RPVU105

单层绝缘 Single Layer



优势 Advantage

- ◆ 抗紫外线
- ◆ 可直埋
- ◆ 高阻燃VW-1
- ◆ 低烟无卤
- ◆ 高绝缘电阻
- ◆ UV resistant
- ◆ Rated for direct burial
- ◆ High flame retardant VW-1
- ◆ Low smoke halogen free
- ◆ Higher insulation resistance

特性 Characteristics

额定电压 Rated Voltage

1000/2000V

额定温度 Temperature Rating

RPVU90: -40°C ~ +90°C

RPVU105: -40°C ~ +105°C

执行标准 Acroding to

CSA C22.2 NO.271:11

CSA C22.2 NO.38

应用 Application

该线缆广泛应用于光伏发电和太阳能系统，连接太阳能组件和电气元件，适用于户外极端环境。

This cable is widely used in photovoltaic power generation and solar system, connecting solar module and electrical components. It is suitable for outdoor extreme environment.

线规 AWG	绝缘厚度 Insulation Thickness (mm)	成品外径 Cable O.D. (mm)	20°C导体最大电阻 Conductor Resistance Max(Ω/km, 20°C)
6	2.03	8.40	2.210
4	2.03	9.50	1.390
2	2.03	10.90	0.875
1	2.41	12.45	0.693
1/0	2.41	13.35	0.550
2/0	2.41	14.45	0.436
3/0	2.41	15.55	0.346
4/0	2.41	16.95	0.274
250	2.79	18.85	0.232
300	2.79	20.15	0.194
350	2.79	21.35	0.166
400	2.79	22.35	0.145
450	2.79	23.45	0.129
500	2.79	24.35	0.116
550	3.18	25.95	0.106
600	3.18	26.85	0.0967
650	3.18	27.65	0.0893
700	3.18	28.40	0.0829
750	3.18	29.30	0.0774

35kV MV-90, MV-105



优势 Advantage

- ◆可直埋
- ◆可穿管
- ◆低烟无卤
- ◆高绝缘电阻
- ◆Rated for direct burial
- ◆Dried in conduit
- ◆Low smoke halogen free
- ◆Higher insulation resistance

特性 Characteristics

额定电压 Rated Voltage

35kV

最高导体温度 Maximum Conductor Temperature

MV-90: 90°C

MV-105: 105°C

Reference Standard

ICEA S-94-649

UL 1072


应用 Application

该线缆在35kV或更低电压下使用, 可用于潮湿或干燥场所、直埋、地下管道以及暴露在阳光下的地方。

The cable operates at 35kV or lower and can be used in wet or dry locations, direct burial, underground pipes and locations exposed to sunlight.

线规 AWG	绝缘厚度 Insulation Thickness (mm)	护套厚度 Outer Layer Thickness (mm)	成品外径 Cable O.D. (mm)	20°C导体最大电阻 Conductor Resistance Max(Ω /km, 20°C)
4/0 AWG	10.67	2.03	45.02	0.274
500MAM	10.67	2.03	53.42	0.116
750MAM	10.67	2.03	59.36	0.077
1000MAM	10.67	2.03	61.39	0.0581
1250MAM	10.67	2.03	65.38	0.0462

EN 50618 H1Z2Z2-K & UL4703



优势 Advantage

- ◆ 抗紫外线
- ◆ 可直埋
- ◆ 高阻燃VW-1
- ◆ 低烟无卤
- ◆ 高绝缘电阻
- ◆ UV resistant
- ◆ Rated for direct burial
- ◆ High flame retardant VW-1
- ◆ Low smoke halogen free
- ◆ Higher insulation resistance

特性 Characteristics

额定电压 Rated Voltage

1500V

测试电压 Test Voltage

6500V AC

额定温度 Temperature Rating

-40°C ~ +90°C

测试标准 Testing Standard

烟密度测试: 透光率≥60% EN50618

冷弯曲测试: -40°C±2°C 无裂纹EN60811-504

阻燃测试: VW-1

Smoke Density Test: Transmittance≥60% EN50618

Cold Bending Test: -40°C±2°C no crack EN60811-504

Flame Test: VW-1

应用 Application

该线缆广泛应用于光伏发电和太阳能系统，连接太阳能组件和电气元件，适用于户外极端环境。

This cable is widely used in photovoltaic power generation and solar system, connecting solar module and electrical components. It is suitable for outdoor extreme environment.

线规 AWG	绝缘厚度 Inner Layer Thickness (mm)	绝缘外径 Inner Layer O.D. (mm)	护套厚度 Outer Layer Thickness (mm)	成品外径 Cable O.D. (mm)	20°C导体最大电阻 Conductor Resistance Max(Ω/km, 20°C)
12	1.16	4.58	0.38	5.34	5.43
10	1.16	5.19	0.38	5.95	3.41
8	1.35	6.31	0.76	7.83	2.14
6	1.69	7.9	0.76	9.42	1.35
4	1.69	9.1	0.76	10.62	0.848
3	1.69	9.78	0.76	11.3	0.673
2	1.69	10.57	0.76	12.09	0.534
1	2.02	12.22	1.14	14.5	0.423
1/0	2.02	13.23	1.14	15.51	0.335
2/0	2.02	14.04	1.14	16.32	0.266
3/0	2.02	15.64	1.14	17.92	0.211

62930 IEC131 / H1Z2Z2-K(PV1-F)

单芯 Single Core



- ### 优势 Advantage
- ◆更高的紫外线稳定性
 - ◆可直埋
 - ◆AD8防水等级
 - ◆防火等级 Dca acc. CPR
 - ◆更高的机械稳定性
 - ◆更高的绝缘电阻
 - ◆Higher UV-stability
 - ◆Suitable for direct burial
 - ◆Water resistance AD8
 - ◆Flammability class Dca acc. CPR
 - ◆Higher mechanical stability
 - ◆Higher insulation resistance

特性 Characteristics

额定电压 Voltage Rating

DC 1500V

测试电压 Test Voltage

6500V AC

额定温度 Temperature Rating

-40°C to +90°C

参考标准 Reference Standard

EN50618 & IEC62930

测试标准 Testing Standard

烟密度测试: 透光率 ≥60% EN50618

冷弯曲测试: -40°C ±2°C 无裂纹 EN60811-504

Smoke Density Test: Transmittance ≥60% EN50618

Cold Bending Test: -40°C ±2°C no crack EN60811-504

应用 Application

该线缆广泛应用于光伏发电和太阳能系统，连接太阳能组件和电气元件，适用于户外极端环境。

This cable is widely used in photovoltaic power generation and solar system, connecting solar module and electrical components. It is suitable for outdoor extreme environment.

线规 Cross Section (mm ²)	绝缘厚度 Insulation Thickness (mm)	护套厚度 Jacket Thickness (mm)	成品外径 Cable O.D. (mm)	20°C导体最大电阻 Conductor Resistance Max(Ω/km, 20°C)
1.5	0.7	0.8	4.7	13.7
2.5	0.7	0.8	5.2	8.21
4.0	0.7	0.8	5.5	5.09
6.0	0.7	0.8	6.1	3.39
10	0.7	0.8	7.2	1.95
16	0.7	0.9	8.8	1.24
25	0.9	1.0	10.8	0.795
35	0.9	1.1	12.4	0.565

62930 IEC131 / H1Z2Z2-K(PV1-F)

双并 Twin Core



- ### 优势 Advantage
- ◆ 更高的紫外线稳定性
 - ◆ 可直埋
 - ◆ AD8防水等级
 - ◆ 防火等级 Dca acc. CPR
 - ◆ 更高的机械稳定性
 - ◆ 更高的绝缘电阻
 - ◆ Higher UV-stability
 - ◆ Suitable for direct burial
 - ◆ Water resistance AD8
 - ◆ Flammability class Dca acc. CPR
 - ◆ Higher mechanical stability
 - ◆ Higher insulation resistance

特性 Characteristics

额定电压 Voltage Rating

DC 1500V

测试电压 Test Voltage

6500V AC

额定温度 Temperature Rating

-40°C to +90°C

参考标准 Reference Standard

EN50618 & IEC62930

测试标准 Testing Standard

烟密度测试: 透光率 ≥ 60% EN50618

冷弯曲测试: -40°C ± 2°C 无裂纹 EN60811-504

Smoke Density Test: Transmittance ≥ 60% EN50618

Cold Bending Test: -40°C ± 2°C no crack EN60811-504

应用 Application

该线缆广泛应用于光伏发电和太阳能系统，连接太阳能组件和电气元件，适用于户外极端环境。

This cable is widely used in photovoltaic power generation and solar system, connecting solar module and electrical components. It is suitable for outdoor extreme environment.

线规 Cross Section (mm ²)	绝缘厚度 Insulation Thickness (mm)	护套厚度 Jacket Thickness (mm)	成品外径 Cable O.D. (mm)	20°C导体最大电阻 Conductor Resistance Max(Ω/km, 20°C)
2x1.5	0.7	0.8	4.70*9.60	13.7
2x2.5	0.7	0.8	5.20*10.60	8.21
2x4.0	0.7	0.8	5.50*11.20	5.09
2x6.0	0.7	0.8	6.10*12.40	3.39
2x10	0.7	0.8	7.20*14.70	1.95
2x16	0.7	0.9	8.80*17.90	1.24
2x25	0.9	1.0	10.80*21.90	0.795
2x35	0.9	1.1	12.40*25.10	0.565

62930 IEC131 / H1Z2Z2-K

防鼠 Anti-rodent



优势 Advantage

- ◆ 更高的紫外线稳定性
- ◆ 更高防水性
- ◆ 更高的机械稳定性
- ◆ 更高的绝缘电阻
- ◆ 不锈钢材质包裹, 可防老鼠啃咬
- ◆ Higher UV-stability
- ◆ Higher water resistance
- ◆ Higher mechanical stability
- ◆ Higher insulation resistance
- ◆ Wrapped in stainless steel to prevent rats from chewing

特性 Characteristics

额定电压 Voltage Rating

DC 1500V

测试电压 Test Voltage

6500V AC

额定温度 Temperature Rating

-40°C to +90°C

参考标准 Reference Standard

EN50618 & IEC62930

测试标准 Testing Standard

烟密度测试: 透光率 ≥ 60% EN50618

冷弯曲测试: -40°C ± 2°C 无裂纹 EN60811-504

Smoke Density Test: Transmittance ≥ 60% EN50618

Cold Bending Test: -40°C ± 2°C no crack EN60811-504

应用 Application

该线缆广泛应用于光伏发电和太阳能系统, 连接太阳能组件和电气元件, 适用于户外极端环境。

This cable is widely used in photovoltaic power generation and solar system, connecting solar module and electrical components. It is suitable for outdoor extreme environment.

线规 Cross Section (mm ²)	绝缘厚度 Insulation Thickness (mm)	护套厚度 Jacket Thickness (mm)	不锈钢编织厚度 Knitting Thickness	成品外径 Cable O.D. (mm)	20°C导体最大电阻 Conductor Resistance Max(Ω/km, 20°C)
4.0	0.7	0.8	80~85%	6.30	13.7
6.0	0.7	0.8	80~85%	6.90	8.21
10	0.7	0.8	80~85%	8.00	5.09

PV 2000DC(TC5)



优势 Advantage

- ◆ 可用于直流2000V高电压
- ◆ 低烟无卤
- ◆ 高阻燃
- ◆ Can be used for DC 2000V high voltage
- ◆ Low smoke halogen free
- ◆ High flame retardant

特性 Characteristics

额定电压 Voltage Rating

1500Vdc or 2000Vdc

额定温度 Temperature Rating

-40°C to +90°C

阻燃测试 Flame Test

IEC60332-1

参考标准 Reference Standard

PPP 58209A: 09.22

应用 Application

该产品应用在2000V光伏发电系统中，能够适应在户外多变、苛刻的气候条件下长期永久使用。

This cable is used in 2000V photovoltaic power generation systems and can adapt to long-term and permanent use under variable and harsh outdoor climate conditions.

线规 Cross Section (mm ²)	绝缘厚度 Insulation Thickness (mm)	护套厚度 Jacket Thickness (mm)	成品外径上限 Max. Cable O.D. (mm)	20°C导体最大电阻 Conductor Resistance Max(Ω/km, 20°C)
2.5	1.1	0.8	6.3	8.21
4.0	1.1	0.8	7.0	5.09
6.0	1.1	0.8	7.6	3.39
10	1.1	0.8	8.7	1.95
16	1.1	0.9	10.2	1.24
25	1.15	1.0	12.5	0.795
35	1.15	1.1	14.3	0.565
50	1.25	1.2	16.6	0.393
70	1.35	1.2	19.0	0.277
95	1.35	1.3	21.1	0.210
120	1.45	1.3	23.3	0.164
150	1.65	1.4	26.0	0.132
185	1.85	1.6	29.0	0.108
240	1.95	1.7	32.6	0.0817

TÜV 2PFG 2642 PV1500DC-AL

单芯 Single Core



优势 Advantage

- ◆ 无卤素
- ◆ 抗紫外线
- ◆ XLPO绝缘和护套
- ◆ 进料简单, 护套摩擦小
- ◆ Halogen-free
- ◆ UV resistant
- ◆ XLPO insulation and jacket
- ◆ Simple feed, low friction of the jacket

特性 Characteristics

额定电压 Voltage Rating

DC 1500V
U₀/U=1000V

测试电压 Test Voltage

6.5kVAC / 5min

额定温度 Temperature Rating

-40°C to +90°C

最大短路温度 Max. Short Circuit Temp

250°C / 5s

应用 Application

抗紫外线低压电缆。外护套非常坚固，特别适合户外应用。符合 TÜV Rheinland 2PFG2642 /01.22 标准，适用于铝制电缆和受保护的固定安装。

UV resistant low voltage cable. Especially welsuited for outdoor applications due to the very robust outer sheath. Acc. to TÜV Rheinland 2PFG2642 /01.22 for aluminium cables and protected, fixed installation in ground.

线规 Cross Section (mm ²)	绝缘厚度 Insulation Thickness (mm)	绝缘直径 Insulation O.D. (mm)	护套厚度 Jacket Thickness (mm)	成品外径 Cable O.D. (mm)	20°C导体最大电阻 Conductor Resistance Max(Ω/km, 20°C)
10	0.8	5.8	0.8	7.4	3.08
16	0.9	6.8	0.9	8.6	1.91
25	1.0	8.2	1.0	10.2	1.200
35	1.1	9.4	1.1	11.6	0.868
50	1.2	10.9	1.2	13.3	0.641
70	1.2	12.6	1.2	15.0	0.443
95	1.3	14.3	1.3	16.9	0.320
120	1.3	15.8	1.3	18.4	0.253
150	1.4	17.5	1.4	20.3	0.206
185	1.6	19.4	1.6	22.6	0.164
240	1.7	21.9	1.7	25.3	0.125
300	1.8	24.3	1.8	27.9	0.1000
400	2.0	27.5	2.0	31.5	0.0788

TÜV 2PFG 2642 PV1500DC-AL

2芯 Dual-core



优势 Advantage

- ◆ 无卤素
- ◆ 抗紫外线
- ◆ XLPO绝缘和护套
- ◆ 进料简单, 护套摩擦小
- ◆ Halogen-free
- ◆ UV resistant
- ◆ XLPO insulation and jacket
- ◆ Simple feed, low friction of the jacket

特性 Characteristics

额定电压 Voltage Rating

DC 1500V
U₀/U=1000V

测试电压 Test Voltage

6.5kVAC / 5min

额定温度 Temperature Rating

-40°C to +90°C

最大短路温度 Max. Short Circuit Temp

250°C / 5s

应用 Application

抗紫外线低压电缆。外护套非常坚固，特别适合户外应用。符合 TÜV Rheinland 2PFG2642 /01.22 标准，适用于铝制电缆和受保护的固定安装。

UV resistant low voltage cable. Especially welsuited for outdoor applications due to the very robust outer sheath. Acc. to TÜV Rheinland 2PFG2642 /01.22 for aluminium cables and protected, fixed installation in ground.

线规 Cross Section (mm ²)	绝缘厚度 Insulation Thickness (mm)	绝缘直径 Insulation O.D. (mm)	护套厚度 Jacket Thickness (mm)	成品外径 Cable O.D. (mm)	20°C导体最大电阻 Conductor Resistance Max(Ω/km, 20°C)
2x10	0.8	11.6	0.8	13.2	3.08
2x16	0.9	13.6	0.9	15.4	1.91
2x25	1.0	16.4	1.0	18.4	1.200
2x35	1.1	18.8	1.1	21.0	0.868
2x50	1.2	21.8	1.2	24.2	0.641
2x70	1.2	25.2	1.2	27.6	0.443
2x95	1.3	28.6	1.3	31.2	0.320
2x120	1.3	31.6	1.3	34.2	0.253
2x150	1.4	35.0	1.4	37.8	0.206
2x185	1.6	38.8	1.6	42.0	0.164
2x240	1.7	43.8	1.7	47.2	0.125
2x300	1.8	48.6	1.8	52.2	0.1000
2x400	2.0	55.0	2.0	59.0	0.0788

TÜV 2PFG 2642 PV1500DC-AL DB

单芯 Single Core



优势 Advantage

- ◆ 可直埋
- ◆ 抗紫外线
- ◆ 径向防潮
- ◆ 进料简单, 夹套摩擦小
- ◆ 铠装钢带, 适用于接地和保护地面
- ◆ Suitable for direct burial
- ◆ UV resistant
- ◆ Radial humidity resistant
- ◆ Simple feed, low friction of the jacket
- ◆ Steel tapes armored, suitable as grounding and protective earth

特性 Characteristics

额定电压 Voltage Rating

DC 1500V
U₀/U=1000V

测试电压 Test Voltage

6.5kVAC / 5min

额定温度 Temperature Rating

-40°C to +90°C

最大短路温度 Max. Short Circuit Temp

250°C / 5s

应用 Application

抗紫外线低压电缆。外护套非常坚固，特别适合户外应用。符合 TÜV Rheinland 2PFG2642 /01.22 标准，适用于铝制电缆和受保护的地面固定安装。

UV resistant low voltage cable. Especially well suited for outdoor applications due to the very robust outer sheath. Acc. to TÜV Rheinland 2PFG2642 /01.22 for aluminium cables and protected, fixed installation in ground.

线规 Cross Section (mm ²)	绝缘厚度 Insulation Thickness (mm)	护套厚度 Jacket Thickness (mm)	铠装直径 Armored O.D. (mm)	成品外径 Cable O.D. (mm)	20°C导体最大电阻 Conductor Resistance Max(Ω/km, 20°C)
10	0.8	0.8	8.6	11.6	3.08
16	0.9	0.9	10.0	12.6	1.91
25	1.0	1.0	11.5	14.0	1.200
35	1.1	1.1	12.8	15.2	0.868
50	1.2	1.2	14.0	16.7	0.641
70	1.2	1.2	16.6	18.4	0.443
95	1.3	1.3	18.3	20.3	0.320
120	1.3	1.3	19.8	21.8	0.253
150	1.4	1.4	22.1	23.7	0.206
185	1.6	1.6	24.0	25.6	0.164
240	1.7	1.7	27.0	28.7	0.125
300	1.8	1.8	29.7	31.3	0.1000
400	2.0	2.0	35.4	35.9	0.0788

TÜV 2PFG 2642 PV1500DC-AL DB

双芯 Dual-core



优势 Advantage

- ◆ 可直埋
- ◆ 抗紫外线
- ◆ 径向防潮
- ◆ 进料简单, 夹套摩擦小
- ◆ 铠装钢带, 适用于接地和保护地面
- ◆ Suitable for direct burial
- ◆ UV resistant
- ◆ Radial humidity resistant
- ◆ Simple feed, low friction of the jacket
- ◆ Steel tapes armored, suitable as grounding and protective earth

特性 Characteristics

额定电压 Voltage Rating

DC 1500V
U₀/U=1000V

测试电压 Test Voltage

6.5kVAC / 5min

额定温度 Temperature Rating

-40°C to +90°C

最大短路温度 Max. Short Circuit Temp

250°C / 5s

应用 Application

抗紫外线低压电缆。外护套非常坚固，特别适合户外应用。符合 TÜV Rheinland 2PFG2642 /01.22 标准，适用于铝制电缆和受保护的固定安装。

UV resistant low voltage cable. Especially well suited for outdoor applications due to the very robust outer sheath. Acc. to TÜV Rheinland 2PFG2642 /01.22 for aluminium cables and protected, fixed installation in ground.

线规 Cross Section (mm ²)	绝缘厚度 Insulation Thickness (mm)	护套厚度 Jacket Thickness (mm)	铠装直径 Armored O.D. (mm)	成品外径 Cable O.D. (mm)	20°C导体最大电阻 Conductor Resistance Max(Ω/km, 20°C)
2x10	0.8	1.8	14.4	18.0	3.08
2x16	0.9	1.8	17.2	20.0	1.91
2x25	1.0	1.8	20.2	22.8	1.200
2x35	1.1	1.8	22.8	25.2	0.868
2x50	1.2	1.8	25.2	28.2	0.641
2x70	1.2	1.9	30.8	32.2	0.443
2x95	1.3	2.0	35.4	37.0	0.320
2x120	1.3	2.2	38.8	40.8	0.253
2x150	1.4	2.3	43.4	44.4	0.206
2x185	1.6	2.5	47.6	49.0	0.164
2x240	1.7	2.6	52.8	54.2	0.125
2x300	1.8	2.8	58.2	59.4	0.1000
2x400	2.0	3.1	67.6	66.8	0.0788

TÜV 2PFG 2642 PV1500DC-AL-K

单芯 Single Core



优势 Advantage

- ◆ 无卤素
- ◆ 抗紫外线
- ◆ XLPO绝缘和护套
- ◆ 进料简单, 护套摩擦小
- ◆ Halogen-free
- ◆ UV resistant
- ◆ XLPO insulation and jacket
- ◆ Simple feed, low friction of the jacket

特性 Characteristics

额定电压 Voltage Rating

DC 1500V
U₀/U=1000V

测试电压 Test Voltage

6.5kVAC / 5min

额定温度 Temperature Rating

-40°C to +90°C

最大短路温度 Max. Short Circuit Temp

250°C / 5s

应用 Application

抗紫外线低压电缆。外护套非常坚固, 特别适合户外应用。符合 TÜV Rheinland 2PFG2642 /01.22 标准, 适用于铝制电缆和受保护的固定安装。

UV resistant low voltage cable. Especially welsuited for outdoor applications due to the very robust outer sheath. Acc. to TÜV Rheinland 2PFG2642 /01.22 for aluminium cables and protected, fixed installation in ground.

线规 Cross Section (mm ²)	绝缘厚度 Insulation Thickness (mm)	绝缘直径 Insulation O.D. (mm)	护套厚度 Jacket Thickness (mm)	成品外径 Cable O.D. (mm)	20°C导体最大电阻 Conductor Resistance Max(Ω/km, 20°C)
2.5	0.7	3.7	0.8	5.3	13.20
4	0.7	4.2	0.8	5.8	8.10
6	0.7	4.7	0.8	6.3	5.05
10	0.8	5.9	0.8	7.5	3.08
16	0.9	7.2	0.9	9.0	1.91
25	1.0	8.7	1.0	10.7	1.200
35	1.1	10.0	1.1	12.2	0.868
50	1.2	11.6	1.2	14.0	0.641
70	1.2	13.5	1.2	15.9	0.443
95	1.3	15.5	1.3	18.1	0.320
120	1.3	17.0	1.3	19.6	0.253
150	1.4	18.9	1.4	21.7	0.206
185	1.6	21.0	1.6	24.2	0.164
240	1.7	23.8	1.7	27.2	0.125
300	1.8	26.4	1.8	30.0	0.1000
400	2.0	30.1	2.0	34.1	0.0778

TÜV 2PFG 2642 PV1500DC-AL-K DB



优势 Advantage

- ◆ 可直埋
- ◆ 抗紫外线
- ◆ 径向防潮
- ◆ 进料简单, 夹套摩擦小
- ◆ 铠装钢带, 适用于接地和保护地面
- ◆ Suitable for direct burial
- ◆ UV resistant
- ◆ Radial humidity resistant
- ◆ Simple feed, low friction of the jacket
- ◆ Steel tapes armored, suitable as grounding and protective earth

特性 Characteristics

额定电压 Voltage Rating

DC 1500V
U₀/U=1000V

测试电压 Test Voltage

6.5kVAC / 5min

额定温度 Temperature Rating

-40°C to +90°C

最大短路温度 Max. Short Circuit Temp

250°C / 5s


应用 Application

抗紫外线低压电缆。外护套非常坚固，特别适合户外应用。符合 TÜV Rheinland 2PFG2642 /01.22 标准，适用于铝制电缆和受保护的地面固定安装。

UV resistant low voltage cable. Especially well suited for outdoor applications due to the very robust outer sheath. According to TÜV Rheinland 2PFG2642 /01.22 for aluminium cables and protected, fixed installation in ground.

线规 Cross Section (mm ²)	绝缘厚度 Insulation Thickness (mm)	护套厚度 Jacket Thickness (mm)	铠装直径 Armored O.D. (mm)	成品外径 Cable O.D. (mm)	20°C导体最大电阻 Conductor Resistance Max(Ω/km, 20°C)
2.5	0.7	1.5	6.5	9.5	13.20
4	0.7	1.5	7.0	10.0	8.10
6	0.7	1.5	7.5	10.5	5.05
10	0.8	1.5	8.7	11.7	3.08
16	0.9	1.5	10.0	13.0	1.91
25	1.0	1.5	11.5	14.5	1.200
35	1.1	1.5	12.8	15.8	0.868
50	1.2	1.5	14.4	17.4	0.641
70	1.2	1.5	16.3	19.3	0.443
95	1.3	1.6	18.3	21.5	0.320
120	1.3	1.6	19.8	23.0	0.253
150	1.4	1.7	21.7	25.1	0.206
185	1.6	1.7	23.8	27.2	0.164
240	1.7	1.8	27.0	30.6	0.125
300	1.8	1.9	29.6	33.4	0.1000
400	2.0	2.0	34.5	38.5	0.0778

TÜV 2PFG 2750 PV1500-WR



优势 Advantage

- ◆ 更高的紫外线稳定性
- ◆ TÜV 2PFG 2750浮动光伏认证
- ◆ 更高的防水性
- ◆ 更高的机械稳定性
- ◆ 更高的绝缘电阻
- ◆ Higher UV-stability
- ◆ TÜV 2PFG 2750 Floating PV Certification
- ◆ Higher water resistance
- ◆ Higher mechanical stability
- ◆ Higher insulation resistance

特性 Characteristics

额定电压 Voltage Rating

DC 1500V
 $U_0/U=1000V$

最大电压 Max. Voltage

$U_m=1800VDC$

测试电压 Test Voltage

6.5kVAC / 5min

额定温度 Temperature Rating

-40°C to +90°C

最大短路温度 Max. Short Circuit Temp

250°C / 5s

测试项目 Test item

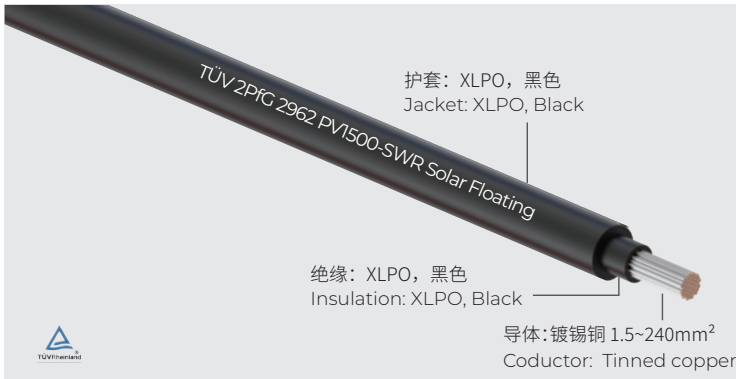
水中电容变化 Change of capacitance on complete cable
 长期绝缘电阻 Long term resistance of in sulation to d.c.
 on complete cable

应用 Application

漂浮太阳能电缆专为漂浮电站设计，兼容所有主流连接器，通过TÜV 2PFG 2750/09.20标准，适用于浮面电站等光伏发电领域。
 The floating solar cable is specially designed for floating power stations, compatible with all major connectors, passed TÜV 2PFG 2750/09.20 standards, suitable for photovoltaic power generation fields such as floating surface power stations.

线规 Cross Section (mm ²)	绝缘厚度 Insulation Thickness (mm)	绝缘直径 Insulation O.D. (mm)	护套厚度 Jacket Thickness (mm)	成品外径 Cable O.D. (mm)	20°C导体最大电阻 Conductor Resistance Max(Ω/km, 20°C)
2.5	0.7	3.50	0.8	5.2	8.21
4	0.7	3.85	0.8	5.5	5.09
6	0.7	4.45	0.8	6.1	3.39
10	0.8	5.70	0.8	7.3	1.95
16	0.9	7.35	0.9	9.2	1.24
25	1.0	8.95	1.0	11.0	0.795
35	1.1	10.45	1.1	12.7	0.565
50	1.2	12.10	1.2	14.8	0.393
70	1.2	14.10	1.2	16.8	0.277
95	1.3	15.90	1.3	18.8	0.210
120	1.3	17.70	1.3	20.8	0.164
150	1.4	20.00	1.4	23.3	0.132
185	1.6	22.70	1.6	26.4	0.108
240	1.7	24.50	1.7	28.4	0.0817

TÜV 2PFG 2962 PV1500-SWR



优势 Advantage

- ◆ 耐湿热
- ◆ 耐臭氧
- ◆ 耐紫外线
- ◆ 耐盐雾
- ◆ 耐霉
- ◆ 耐酸碱
- ◆ Damp heat resistant
- ◆ Ozone resistant
- ◆ UV resistant
- ◆ Salt mist resistant
- ◆ Mildew resistant
- ◆ Acid and alkali resistant

特性 Characteristics

额定电压 Voltage Rating

DC 1500V

额定温度 Temperature Rating

-40°C to +90°C

测试项目 Test item

水中电容变化 Change of capacitance on complete cable

长期绝缘电阻 Long term resistance of insulation to d.c. on complete cable

盐雾测试 Salt mist test

耐霉菌测试 Mould growth test

应用 Application

漂浮太阳能电缆专为漂浮电站设计，兼容所有主流连接器，通过TÜV 2PFG 2962/12.23标准，适用于近海岸浮面电站等光伏发电领域。

The floating solar cable is specially designed for floating power stations, compatible with all major connectors, passed TÜV 2PFG 2962/12.23 standards, suitable for photovoltaic power generation such as near-shore floating surface power stations.

线规 Cross Section (mm ²)	绝缘厚度 Insulation Thickness (mm)	绝缘直径 Insulation O.D. (mm)	护套厚度 Jacket Thickness (mm)	成品外径 Cable O.D. (mm)	20°C导体最大电阻 Conductor Resistance Max(Ω/km, 20°C)
1.5	0.8	3.20	0.8	4.80	13.70
2.5	0.8	3.65	0.8	5.30	8.21
4	0.8	4.10	0.8	5.70	5.09
6	0.8	4.70	0.8	6.30	3.39
10	0.8	5.75	0.8	7.40	1.95
16	0.9	7.35	0.9	9.20	1.24
25	1.0	8.90	1.0	11.00	0.795
35	1.1	10.40	1.1	12.70	0.565
50	1.2	12.00	1.2	14.60	0.393
70	1.2	14.00	1.2	16.65	0.277
95	1.30	15.90	1.3	18.80	0.210
120	1.3	17.60	1.3	20.50	0.164
150	1.4	19.60	1.4	22.75	0.132
185	1.6	21.30	1.6	24.85	0.108
240	1.7	23.90	1.7	27.70	0.0817

H05V-K

绝缘: PVC, 符合RoHS标准
Insulation: PVC, Pass RoHS

导体: 镀锡铜或裸铜 0.5~1mm²
Conductor: Tinned or bare copper 0.5~1mm²

优势 Advantage

- ◆ 易剥皮
- ◆ 易裁剪
- ◆ 高柔软性
- ◆ 同心度高
- ◆ 高阻燃
- ◆ Easy to peel
- ◆ Easy to cut
- ◆ High flexibility
- ◆ High concentricity
- ◆ High flame retardant

特性 Characteristics

额定电压 Rated Voltage

300 / 500V

额定温度 Temperature Rating

-15°C ~ +70°C

参考标准 Reference Standard

EN50525-2-31

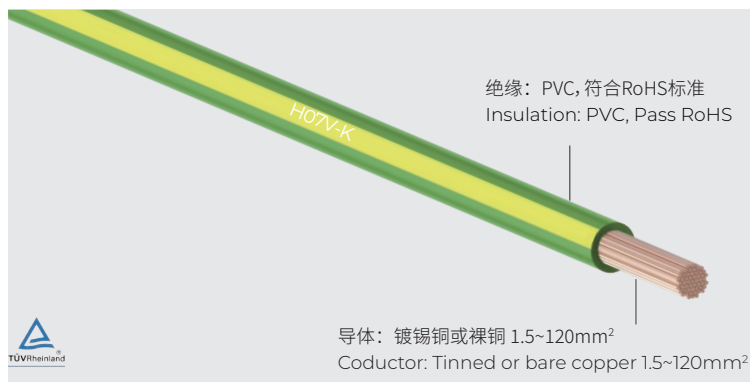
应用 Application

用于一般电子、电器设备内部连接。

Used for internal connections of general electronic and electrical equipment.

线规 Cross Section (mm ²)	绝缘厚度 Inner Layer Thickness (mm)	成品外径 Cable O.D. (mm)	20°C导体最大电阻 Conductor Resistance Max(Ω/km, 20°C)
0.5	0.6	2.30	39.0
0.75	0.6	2.40	26.0
1.0	0.6	2.60	19.5

H07V-K



优势 Advantage

- ◆ 易剥皮
- ◆ 易裁剪
- ◆ 高柔软性
- ◆ 同心度高
- ◆ 高阻燃
- ◆ Easy to peel
- ◆ Easy to cut
- ◆ High flexibility
- ◆ High concentricity
- ◆ High flame retardant

特性 Characteristics

额定电压 Rated Voltage

450 / 750V

额定温度 Temperature Rating

-15°C ~ +70°C

参考标准 Reference Standard

EN50525-2-31

应用 Application

用于一般电子、电器设备内部连接。

Used for internal connections of general electronic and electrical equipment.

线规 Cross Section (mm ²)	绝缘厚度 Inner Layer Thickness (mm)	成品外径 Cable O.D. (mm)	20°C导体最大电阻 Conductor Resistance Max(Ω/km, 20°C)
1.5	0.7	3.10	13.3
2.5	0.8	3.75	7.98
4	0.8	4.30	4.95
6	0.8	5.20	3.30
10	1.0	6.50	1.91
16	1.0	7.80	1.21
25	1.2	9.70	0.780
35	1.2	11.30	0.554
50	1.4	13.50	0.386
70	1.4	15.40	0.272
95	1.6	17.50	0.206
120	1.6	19.50	0.161

600V DG



优势 Advantage

- ◆ 耐油
- ◆ 防水
- ◆ 耐日光
- ◆ 耐挤压
- ◆ 可直埋
- ◆ 高阻燃VW-1
- ◆ Oil resistant
- ◆ Waterproof
- ◆ Sunlight resistant
- ◆ Extrusion resistant
- ◆ Rated for direct burial
- ◆ High flame retardant VW-1

特性 Characteristics


额定电压 Rated Voltage	600V	参考标准 Reference Standard	UL3003, UL83,
额定温度 Temperature Rating	-40°C ~ +90°C		UL1277

应用 Application

该线缆可用于光伏逆变器交流支线。
This cable can be used for photovoltaic inverter AC branch lines.

芯数 Conductor No.	线规 AWG	绝缘厚度 Insulation Thickness (mm)	绝缘外径 Insulation O.D. (mm)	护套厚度 Jacket Thickness (mm)	成品外径 Cable O.D. (mm)	20°C导体最大电阻 Conductor Resistance Max(Ω/km, 20°C)
2	14	0.38	3.00	1.14	5.40x8.40	8.62
	12	0.38	3.50	1.4	5.90x9.40	5.43
	10	0.51	4.40	1.4	6.80x11.20	3.409

600V DG



特性 Characteristics

额定电压 Rated Voltage

600V

参考标准 Reference Standard

UL3003, UL44,

额定温度 Temperature Rating

-40°C ~ +90°C

UL1277


应用 Application

该线缆可用于光伏逆变器交流支线。

This cable can be used for photovoltaic inverter AC branch lines.

芯数 Conductor No.	线规 AWG	绝缘厚度 Insulation Thickness (mm)	绝缘外径 Insulation O.D. (mm)	护套厚度 Jacket Thickness (mm)	成品外径 Cable O.D. (mm)	20°C导体最大电阻 Conductor Resistance Max(Ω/km, 20°C)
2	14	0.76	3.50	1.14	9.60	8.62
	12	0.76	4.00	1.4	10.60	5.43
	10	0.76	4.65	1.4	12.00	3.409

600V DG CIC



优势 Advantage

- ◆ 耐油
- ◆ 防水
- ◆ 耐日光
- ◆ 耐挤压
- ◆ 可直埋
- ◆ 高阻燃VW-1
- ◆ Oil resistant
- ◆ Waterproof
- ◆ Sunlight resistant
- ◆ Extrusion resistant
- ◆ Rated for direct burial
- ◆ High flame retardant VW-1

特性 Characteristics

额定电压 Rated Voltage 600V
 额定温度 Temperature Rating -40°C ~ +90°C

参考标准 Reference Standard UL3003, UL44,
 CSA C22.2 No.239

应用 Application

该线缆可用于光伏逆变器交流支线。
 This cable can be used for photovoltaic inverter AC branch lines.

芯数 Conductor No.	线规 AWG	绝缘厚度 Insulation Thickness (mm)	绝缘外径 Insulation O.D. (mm)	护套厚度 Jacket Thickness (mm)	成品外径 Cable O.D. (mm)	20°C导体最大电阻 Conductor Resistance Max(Ω/km, 20°C)
2	14	0.76	3.50	1.14	9.60	8.62
	12	0.76	4.00	1.4	10.60	5.43
	10	0.76	4.65	1.4	12.00	3.409

600V TC TC-ER



优势 Advantage

- ◆ 耐油
- ◆ 防水
- ◆ 耐日光
- ◆ 耐挤压
- ◆ 可直埋
- ◆ 高阻燃VW-1
- ◆ Oil resistant
- ◆ Waterproof
- ◆ Sunlight resistant
- ◆ Extrusion resistant
- ◆ Rated for direct burial
- ◆ High flame retardant VW-1

特性 Characteristics


额定电压 Rated Voltage	600V	芯数 Number of core	≥2
额定温度 Temperature Rating	-40°C ~ +90°C	参考标准 Reference Standard	UL758, UL1581, UL44, UL1277

应用 Application

该线缆可用于光伏逆变器交流支线。
This cable can be used for photovoltaic inverter AC branch lines.

芯数 Conductor No.	线规 AWG	绝缘厚度 Insulation Thickness (mm)	绝缘外径 Insulation O.D. (mm)	护套厚度 Jacket Thickness (mm)	成品外径 Cable O.D. (mm)	20°C导体最大电阻 Conductor Resistance Max(Ω/km, 20°C)
2	18	0.76	2.80	1.14	8.40	21.80
	16	0.76	3.10	1.14	9.00	13.70
	14	0.76	3.50	1.14	9.80	8.62
	12	0.76	4.00	1.14	10.80	5.43
	10	0.76	4.60	1.14	12.00	3.409
3	18	0.76	2.80	1.14	8.80	21.80
	16	0.76	3.10	1.14	9.60	13.70
	14	0.76	3.50	1.14	10.40	8.62
	12	0.76	4.00	1.14	11.50	5.43
	10	0.76	4.60	1.14	12.80	3.409
4	8	1.14	6.50	1.52	17.60	2.144
	6	1.14	7.50	1.52	19.80	1.348
	18	0.76	2.80	1.14	9.60	21.80
	16	0.76	3.10	1.14	10.40	13.70
	14	0.76	3.50	1.14	11.40	8.62
5	12	0.76	4.00	1.14	12.60	5.43
	10	0.76	4.60	1.52	14.20	3.409
	8	1.14	6.50	1.52	19.00	2.144
	18	0.76	2.80	1.14	10.60	21.80
	16	0.76	3.10	1.14	11.50	13.70
5	14	0.76	3.50	1.14	12.60	8.62
	12	0.76	4.00	1.52	14.60	5.43
	10	0.76	4.60	1.52	16.20	3.409

USE-2



优势 Advantage

- ◆可直埋
- ◆可穿管、卡槽
- ◆可在潮湿、干燥环境中使用
- ◆ Can be buried directly
- ◆ Wearable tubes and slots
- ◆ Can be used in wet and dry environments

特性 Characteristics

额定电压 Rated Voltage

600V

额定温度 Temperature Rating

-40°C ~ +90°C

参考标准 Reference Standard

UL854, UL1893


应用 Application

导体采用绞合压缩 1350-H16/H26 (3/4 硬) 铝, 采用 UL 列为 USE-2 型的交联聚乙烯绝缘。这些电缆能够在潮湿和干燥环境中正常运行时导体温度不超过 90°C、紧急过载时导体温度不超过 130°C、短路条件下不超过 250°C 的导体温度下连续运行。

Conductors are stranded, compressed 1350-H16/H26 (3/4 Hard) aluminum, insulated with cross-linked polyethylene UL listed as Type USE-2. These cables are capable of operating continuously at the conductor temperature not in excess of 90°C for normal operation in wet and dry locations, 130°C for emergency overload, and 250°C for short circuit conditions.

线规 AWG	绝缘厚度 Inner Layer Thickness (mm)	成品外径 Cable O.D. (mm)	25°C导体最大电阻 Conductor Resistance Max(Ω/km, 25°C)
6	1.52	7.57	0.674
4	1.52	8.76	0.424
2	1.52	10.24	0.266
1	2.03	12.01	0.211
1/0	2.03	13.00	0.167
2/0	2.03	14.10	0.133
3/0	2.03	15.32	0.105
4/0	2.03	16.71	0.084
250	2.41	18.59	0.071
300	2.41	19.91	0.059
350	2.41	21.11	0.050
500	2.41	24.28	0.035
600	2.79	27.58	0.029
700	2.79	29.44	0.024

USE-2



优势 Advantage

- ◆可直埋
- ◆可穿管、卡槽
- ◆可在潮湿、干燥环境中使用
- ◆ Can be buried directly
- ◆ Wearable tubes and slots
- ◆ Can be used in wet and dry environments

特性 Characteristics

额定电压 Rated Voltage

600V

额定温度 Temperature Rating

-40°C ~ +90°C

参考标准 Reference Standard

UL854, UL1893


应用 Application

该移动房屋馈线旨在用于将移动房屋连接至 2011 年国家电气规范中规定的需要永久布线的电源。适合直接埋入地下，导体温度不超过 90°C。

This mobile home feeder is intended for the connection of mobile homes to a supply of electricity where permanent wiring is required as specified in the 2011 National Electrical Code. Suitable for direct burial in earth at conductor temperatures not to exceed 90°C.

线规 AWG	绝缘厚度 Insulation Thickness (mm)	接地线规格 Ground Size (AWG)	成品外径 Cable O.D. (mm)	25°C导体最大电阻 Conductor Resistance Max(Ω/km, 25°C)
2	1.52	1x6	24.16	0.267
2	1.52	1x4	24.16	0.267
2/0	2.03	1x4	33.35	0.133
2/0	2.03	1x1	33.35	0.133
4/0	2.03	1x4	39.42	0.084
4/0	2.03	1x2/0	39.42	0.084

SE-U



优势 Advantage

- ◆ 抗紫外线
- ◆ 低烟无卤
- ◆ 可在潮湿、干燥环境中使用
- ◆ UV resistant
- ◆ Low smoke halogen free
- ◆ Can be used in wet and dry environments

特性 Characteristics

额定电压 Rated Voltage

600V

额定温度 Temperature Rating

-40°C ~ +90°C

参考标准 Reference Standard

UL854, UL1893


应用 Application

SE 型进线电缆主要用于将电力从进线点传输到电表底座以及从电表底座传输到配电盘。而该电缆可用于允许 SE 型电缆的所有应用。SEU 可在温度不超过 90°C 的潮湿或干燥场所使用。

Type SE, service entrance cable is primarily used to convey power from the service drop to the meter base and from the meter base to the distribution panelboard. However, the cable may be used in all applications where Type SE cable is permitted. SEU may be used in wet or dry locations at temperatures not to exceed 90°C.

线规 AWG	绝缘厚度 Insulation Thickness (mm)	中性导体规格 Ground Size (AWG)	护套厚度 Jacket Thickness (mm)	成品外径 Cable O.D. (mm)	25°C 导体最大电阻 Conductor Resistance Max(Ω/km, 25°C)
4	1.14	1x6	0.76	12.7x20.8	0.258
4	1.14	1x4	0.76	13.4x21.6	0.258
3	1.14	1x5	0.76	13.4x22.5	0.205
3	1.14	1x3	0.76	14.2x22.9	0.205
2	1.14	1x4	0.76	14.9x24.5	0.162
2	1.14	1x2	0.76	15.2x24.8	0.162
1	1.40	1x1	0.76	17.0x28.0	0.128
2/0	1.40	1x2/0	0.76	20.0x33.2	0.081
3/0	1.40	1x3/0	0.76	22.0x36.4	0.064
4/0	1.40	1x4/0	0.76	23.3x39.2	0.051

SE-R



优势 Advantage

- ◆ 抗紫外线
- ◆ 低烟无卤
- ◆ 可在潮湿、干燥环境中使用
- ◆ UV resistant
- ◆ Low smoke halogen free
- ◆ Can be used in wet and dry environments

特性 Characteristics

额定电压 Rated Voltage

600V

额定温度 Temperature Rating

-40°C ~ +90°C

参考标准 Reference Standard

UL854, UL1893


应用 Application

SE 型进线电缆主要用于将电力从进线点传输到电表底座以及从电表底座传输到配电盘。而该电缆可用于允许 SE 型电缆的所有应用。SER可在温度不超过 90°C 的潮湿或干燥场所使用。

Type SE, service entrance cable is primarily used to convey power from the service drop to the meter base and from the meter base to the distribution panelboard. However, the cable may be used in all applications where Type SE cable is permitted. SER may be used in wet or dry locations at temperatures not to exceed 90°C.

线规 AWG	绝缘厚度 Insulation Thickness (mm)	中性导体规格 Ground Size (AWG)	护套厚度 Jacket Thickness (mm)	成品外径 Cable O.D. (mm)	25°C导体最大电阻 Conductor Resistance Max(Ω/km, 25°C)
6	1.14	1x6	0.76	18.4	0.411
4	1.14	1x6	0.76	20.3	0.258
3	1.14	1x5	0.76	22.1	0.205
2	1.14	1x4	0.76	24.0	0.162
1	1.40	1x3	0.76	29.1	0.128
1/0	1.40	1x2	0.76	31.5	0.102
2/0	1.40	1x1	0.76	34.2	0.081
3/0	1.40	1x1/0	0.76	37.1	0.064
4/0	1.40	1x2/0	0.76	42.6	0.051

NYY-J, NYY-O



优势 Advantage

- ◆ 高阻燃 IEC60332-1
- ◆ 可直埋
- ◆ 可用于建筑安装
- ◆ High flame retardant IEC60332-1
- ◆ Rated for direct burial
- ◆ Can be used for building installation

特性 Characteristics

芯线标识 Core Identification Code

≤ 5芯: 不同颜色区分

≥ 6芯: 黑色芯线白色数字编号

≤ 5 cores: differentiated by color

≥ 6 cores: Black, numbered in white

导体保护 Protective Conductor

J=带黄绿接地保护 With GN-YE protective conductor

O=不带接地保护 Without protective conductor

额定电压 Rating Voltage

U₀ / U: 0.6 / 1.0KV

测试电压 Testing Voltage

4000V

温度范围 Temperature Range

安装温度 During installation: -5°C ~ +50°C

固定安装 Fixed installation: -40°C ~ +70°C

参考标准 Reference Standard

IEC 60502-1

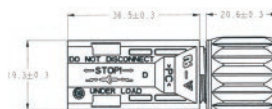
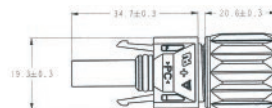
应用 Application

可用于直埋和建筑安装, 固定安装各种应用程序。

Power and control cable for fixed installation in the following applications: direct burial and building installation, fixed installation with various applications.

Cable Name	线芯数量 Number of cores and mm ² per conductor	绝缘厚度 Insulation Thickness (mm)	绝缘外径 Insulation O.D. (mm)	护套厚度 Outer Layer Thickness (mm)	成品外径 Cable O.D. (mm)	20°C导体最大电阻 Conductor Resistance Max(Ω/km, 20°C)
NYY-J	1x25	1.2	8.2	1.4	11.00	0.780
	1x35	1.2	11.3	1.4	14.10	0.554
	1x50	1.4	12.8	1.5	15.80	0.386
	1x70	1.4	14.7	1.5	17.70	0.272
	4x25	1.2	8.2	1.8	23.60	0.780
NYY-O	5x25	1.2	8.2	1.8	26.00	0.780
	1x25	1.2	8.2	1.4	11.00	0.780
	1x35	1.2	11.3	1.4	14.10	0.554
	1x50	1.4	12.8	1.5	15.80	0.386
	1x70	1.4	14.7	1.5	17.70	0.272
	1x95	1.6	17.0	1.6	20.20	0.206
	4x25	1.2	8.2	1.8	23.60	0.780
5x25	1.2	8.2	1.8	26.00	0.780	
5x70	1.4	14.7	2.4	45.30	0.272	

H4 连接器 H4 Solar Connector

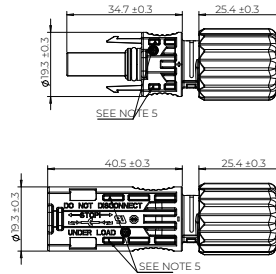


特性 Characteristics

- ◆ RADSOK 专利技术
 - ◆ 低接触电阻
 - ◆ 长期抗紫外线
 - ◆ TÜV & UL 双认证
 - ◆ IP68 防护等级
 - ◆ 锁紧解锁方便，密封性强
 - ◆ 符合 NEC 要求
 - ◆ 符合 RoHS 标准
 - ◆ 易于现场安装
- ◆ RADSOK patented technology
 - ◆ Low contact resistance
 - ◆ Long-term UV resistance
 - ◆ TÜV & UL double approval
 - ◆ IP68 Rating (when mated)
 - ◆ Easy to lock and unlock, strong sealing
 - ◆ Simple uncocking tool meets NEC requirements
 - ◆ RoHS compliant
 - ◆ Ready for filed assembly

项目 Item	线端连接器 Plug Connector
额定电压 Rated Voltage	1000V DC (TÜV) 1500V DC (UL)
额定电流 Rated Current	25A (2.5mm ²), 35A (4mm ²), 45A (6mm ²) 15A (14AWG), 20A (12AWG), 30A (10AWG)
测试电压 Test Voltage	6kV for 1 minute, 10kV impulse (1.2/50μs) (IEC)
接触电阻 Typical Contact Resistance	≤0.3mΩ
环境温度范围 Ambient Temp Range	-40°C~+85°C
触头材质 Contact material	镀锡铜 Tin-plated Copper
接线系统 Contact System	机加工/冷成型 (CF) 或冲压成型 (S & F) Machined/Cold-formed (CF) OR Stamped & Formed (S&F)
适用线径 Cable Size	∅4.5mm to ∅7.8mm
适用电缆规格 Cable OD Range	2.5mm ² /14AWG, 4.0mm ² /12AWG, 6.0mm ² /10AWG
锁定机制 Locking Mechanism	符合2014年NEC手册690.33 (C) 对工具解锁自锁的要求 Meets 2014 NEC handbook 690.33(C) requirement for self-locking with tool-required unlock
电缆应力 Cable Strain Relief	具有扭矩限制、棘轮压盖螺母的压缩压盖 Compression gland featuring a torque-limiting, ratcheting gland nut
防水等级 Degree of protection	IP68 (1 meter, 1 hour)
阻燃等级 Flame Class	UL 94-V0

H4 Plus 连接器 H4 Plus Solar Connector



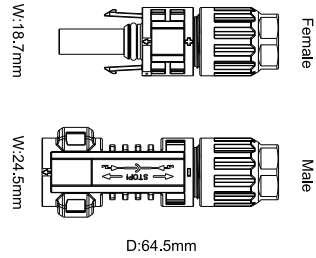
特性 Characteristics

- ◆ RADSOK 专利技术
 - ◆ 更低接触电阻
 - ◆ 优异的热冲击性能
 - ◆ TÜV & UL 双认证
 - ◆ IP68 防护等级
 - ◆ 锁紧解锁方便，密封性强
 - ◆ 高分子高性能材料
 - ◆ 符合RoHS、REACH标准
- ◆ RADSOK patented technology
 - ◆ Lower contact resistance
 - ◆ Excellent thermal shock performance exceeds UL requirements
 - ◆ TÜV & UL double approval
 - ◆ IP68 Rating (when mated)
 - ◆ Easy to lock and unlock, strong sealing
 - ◆ High-performance polymer material, more reliable, durable, and stable over lifetime
 - ◆ RoHS, REACH compliant

项目 Item	线端连接器 Plug Connector
额定电压 Rated Voltage	1500V per UL 6703 / IEC 62852, Class A
额定电流 Rated Current	25A (2.5mm ²), 35A(4.0mm ²), 45A(6mm ²), 64A(10mm ²) 15A (14AWG), 20A(12AWG), 30A(10AWG), 50A(8WAG)
接触电阻 Typical Contact Resistance	≤0.20mΩ, 使用安费诺的低电阻RADSOK®接触技术 0.20mΩ, using Amphenol's low resistance RADSOK® contact technolog
环境温度范围 Ambient Temp Range	-40°C~+85°C
触头材质 Contact material	镀锡铜合金 Tin-plated Copper
接线系统 Contact System	机加工/冷成型 (CF) 或冲压成型 (S & F) Machined/Cold-formed (CF) OR Stamped & Formed (S&F)
适用线径 Cable Size	Ø5.0mm to Ø8.7mm
适用电缆规格 Cable OD Range	2.5mm ² /14AWG, 4.0mm ² /12AWG, 6.0mm ² /10AWG, 10mm ² /8AWG
锁定机制 Locking Mechanism	符合NEC NFPA 70、690.33(C)自锁要求, 需要工具解锁 (无需单独的零件/套管) Meets NEC NFPA 70, 690.33 (C) requirement for self-locking with tool-required unlock (no separate parts/sleeves needed)
电缆应力 Cable Strain Relief	具有扭矩限制、放回旋、棘轮压盖螺母的压缩压盖 Compression gland featuring a torque-limiting, anti-backspin, ratcheting gland nut
防水等级 Degree of protection, mated unmated	IP68(1 meter, 1 hour) IPX2 防触摸 touch-proof
环境等级 Environmental Ratings	阻燃等级 Flame Class: UL 94-V0 符合UL746C的户外使用 (f1)级材料 Outdoor suitable (fl) rated materials, per UL 746C

PV4-S 连接器

PV4-S Solar Connector

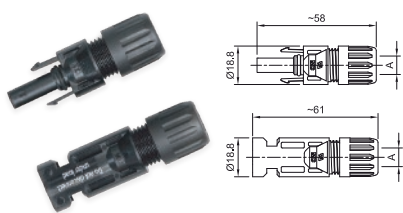


特性 Characteristics

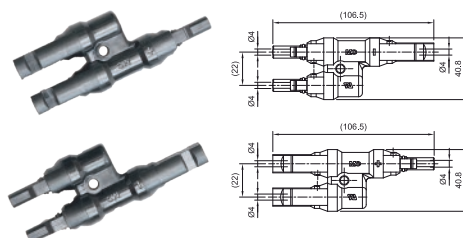
- ◆ 低接触电阻，功率损耗低
- ◆ 防水保护
- ◆ 超过IEC标准3倍的老化测试
- ◆ 采用100%原生原材料（非回收）
- ◆ Low contact resistance for less power lost
- ◆ Water proof protection
- ◆ Exceed 3 times the IEC standard aging tests
- ◆ Use 100% virgin raw material (no recycle)

项目 Item	描述 Description
额定电压 Rated Voltage	1000V DC / 1500V DC (UL / TÜV)
额定电流 Rated Current	UL 15A and TÜV 30A (2.5mm ² / 14AWG) UL 20A and TÜV 40A (4.0mm ² / 12AWG) UL 30A and TÜV 45A (6.0mm ² / 10AWG) at 85°C
接触电阻 Contact Resistance	0.35mΩ
防护等级 Ingress Protection Rating	IP68 (1m/24 hours)
外壳材质 Housing Material	PPE
触头材质 Contact Material	Tinned copper
标准 Stands	1000V DC / 1500V DC UL approved - UL6703 1000V DC / 1500V DC TUV approved - IEC 62852 1000V DC / 1500V DC JET pending

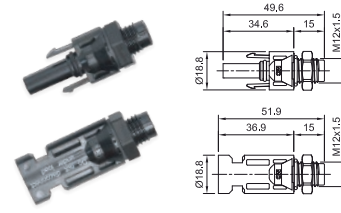
MC4 连接器 MC4 Solar Connector



线端连接器
Plug Connector



分支连接器
Branch Connector



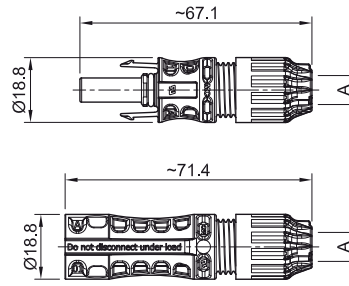
板端连接器
Panel Receptacle

特性 Characteristics

- ◆ 持续低接触电阻
- ◆ 停机时间少，维护成本低
- ◆ 低损耗功率
- ◆ TÜV & UL 双认证
- ◆ 锁紧解锁方便
- ◆ Consistently low contact resistance
- ◆ Low service cost & reduced downtime
- ◆ Low power losses
- ◆ TÜV & UL double approval
- ◆ Use male & female self-block, easy to lock & unlock

项目 Item	线端连接器 Plug Connector	分支连接器 Branch Connector	板端连接器 Panel Receptacle
连接器系统 Connector System	Ø4 mm	Ø4 mm	Ø4 mm
额定电压 Rated Voltage	1000V DC (IEC 62852) 1500V DC (2PFG 2330) 1500V DC (UL)	1500V DC (UL)	1250V DC (TÜV) 1500V DC (UL)
额定电流 Rated current	22.5A (2.5mm ²) 39A(4mm ² /6mm ²) 45A(10mm ²) 30A (14AWG) 35A(12AWG) 50A(10AWG) 70A (8AWG)	50A	22.5A (2.5mm ² , 14AWG) 39A(4mm ² , 12AWG) 45A(6mm ² , 10AWG) 51A(10mm ²)
额定脉冲电压 Rated impulse voltage	12kV (1000V DC TÜV) 16kV (1500V DC TÜV)	12kV	16kV (1250V)
环境温度范围 Ambient temp range	-40°C~+85°C(TÜV) -40°C~+75°C (UL)	-40°C~+85°C(UL)	-40°C~+85°C(TÜV/UL)
温度上限 Upper limiting temp	105°C(TÜV)	105°C(TÜV)	105°C(TÜV)
防水等级 Degree of protection, mated unmated	IP65, IP68 (1h/1m) IP2X	IP67 IP2X	IP65, IP68 (1h/1m) IP2X
过压类型/污染等级 Overvoltage category/Pollution degree	CATIII/3	CATIII/2	CATIII/3
接触电阻 Contact resistance of plug connectors	≤0.25mΩ	≤0.5mΩ	≤0.25mΩ
安全等级 Safety class	1000V DC: II 1500V DC: 0	II	II
接线系统 Contact system	MULTILAM	MULTILAM	MULTILAM
接线类型 Type of termination	压接 Crimping		压接 Crimping
触头材质 Contact material	铜, 镀锡铜 copper, tin plated	copper, tin plated	copper, tin plated
绝缘材料 Insulation material	PC/PA	PC	PC/PA
阻燃等级 Flame class	UL94-V0	UL94-V0	UL94-V0
认证 Certification	TÜV ENEC UL CQC	ERC UL	TÜV ENEC UL CQC

MC4-EVO 2 连接器 MC4-EVO 2 Solar Connector



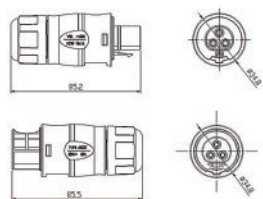
特性 Characteristics

- ◆ 拥有IEC, UL, JET, TÜV国际认证
- ◆ 出色的抗紫外线和耐氨特性及具备高IP防护等级 (IP68)
- ◆ 连接器可现场安装或预装, 允许使用标准压线钳
- ◆ 与原版MC4系列连接器兼容
- ◆ Internationally certified with IEC, UL, JET, TÜV.
- ◆ UV & ammonia resistant, and high IP class (IP68).
- ◆ Available as a field and preassembled connector, standard crimping tools can be used.
- ◆ Mating compatibility with MC4 connector family.

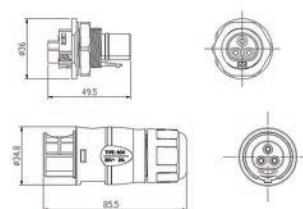
项目 Item	描述 Description
连接系统 Connector System	Ø4 mm
额定电压 Rated Voltage	1500V DC (TÜV) 1500V DC (UL) 1500V DC (JET)
额定电流 Rated Current	39A (2.5mm ² /14AWG) 45A (4.0mm ² /12AWG) 53A (6.0mm ² /10AWG) 69A (10.0mm ² /8AWG)
额定脉冲电压 Rated impulse voltage	16kV (1500V DC TÜV)
环境温度范围 Ambient temp range	-40°C~+85°C(TÜV/UL)
温度上限 Upper limiting temp	115°C(TÜV)
防水等级 Degree of protection, mated (插合) unmated (未插合)	IP65, IP68 (1h/1m) IP2X
过压类型/污染等级 Overvoltage category/Pollution degree	CATIII/3
接触电阻 Contact resistance of plug connectors	≤0.2mΩ
安全等级 Safe Class	II
连接系统 Contact system	MULTILAM
连接类型 Type of termination	Crimping
触头材质 Contact material	copper, tin plated
绝缘材料 Insulation material	PC/PA
阻燃等级 Flame class	UL94-V0

AC 3pin 连接器

AC 3pin Solar Connector



线端
Cable to Cable



板端
Flange to Cable

特性 Characteristics

- ◆导线螺丝压劫，方便现场安装
- ◆IP68防护等级
- ◆高品质工程塑料选用，确保产品整体性能和使用寿命
- ◆产品质量稳定可靠
- ◆Screw connection for easy field installation
- ◆IP68 level protection of enclosure
- ◆Choose the best plastic material, ensure the product performance and using life
- ◆Product quality is stable and reliable

项目 Item	线端 Cable to Cable	板端 Flange to Cable
外形尺寸 Outline size(Close state)	Ø34.8*153 mm	Ø36*120 mm
适用环境温度 Applicable environment temperature	-40°C~+90°C	
额定电压 Rated voltages	250V/350V AC(CSA) 250V AC(TUV)	
额定电流 Rated current	25A(4mm ²)	
最大电流 Max current	30A(4mm ²)	
电极芯数 Number of terminals	2+PE	
端子材料 Material of terminals	铜合金+表面镀银 Copper alloy&silver plated	
接触电阻 Contact resistance	≤1mΩ	
外壳材料 Material of enclosure	PPO	
过电压种类 Over-voltage category	III	
绝缘电阻 Insulation resistance	≥100MΩ	
防护等级 Degree of protection by enclosure	IP68(1.5M, 24H)	
外壳防火等级 Enclosure flame class	UL94-V0	
适用电缆线规格 Applicable wire gauge	2.5/4.0mm ²	
适用线缆外径 Outer cable diameter	10-14mm	
接线方式 Termination	螺丝压接 Screw type	
锁紧系统 Locking system	卡口式 Snap-in	
执行标准 Standard	UL6703A; EN61535; PPP59015A; 2013	

中继线&延长线 Jumper & Whip



特性 Characteristics

线缆绝缘材质 Cable Insulation Material

双层 Double XLPO

线缆导体 Cable Conductor

裸铜或镀锡铜, 铝合金可选
Bare or tinned copper, Aluminum Alloy (Optional)

连接器材质 Connector Material

PC/PA/PPE

额定电流 Rated Current

TÜV 30A / UL 20A

额定电压 Rated Voltage

1000-1500V DC

接触电阻 Contact Resistance

$\leq 0.5\text{m}\Omega$

环境温度 Ambient Temp

-40°C - $+90^{\circ}\text{C}$

插入力 Plug Force

$\leq 50\text{N}$

拔出力 Withdraw Force

$\geq 50\text{N}$

防水等级 IP Level

IP68

安全等级 Safety Class

II

阻燃等级 Flame Class

UL 94-V0

特征 Features

- ◆ 连接器设置在电缆的两端或单端
- ◆ 可接受指定长度
- ◆ 不需要终端处理
- ◆ 镀锡铜接点预组装, 不需要压接工具
- ◆ 如果两端的直径不同也可以连接
- ◆ Connector is set up at BOTH or SINGLE end of cable.
- ◆ Appointed length is acceptable.
- ◆ No need for terminal processing.
- ◆ Tinned copper contact is pre-assembled, no need for crush tool.
- ◆ If O.D. of two ends are different can also be connected.

铜转铝线缆 CU-AL Junction Cable



我们创新的 CU-AL 连接电缆是一款出色的工具，专为将组串线束无缝连接到汇流箱或组串逆变器而设计。这种尖端的系统电气平衡 (EBOS) 解决方案与干线连接器兼容，可提高太阳能系统的效率和可靠性。

Our innovative CU-AL Junction Cable, an exceptional tool designed for seamlessly connecting string harnesses to combiner boxes or string inverters. This cutting-edge Electrical Balance of System (EBOS) solution is compatible with the Trunk connector, enhancing efficiency and reliability in your solar energy system.

优势 Advantages

- ◆ 延长线将线束连接至汇流箱
- ◆ 定制设计以适应场地布局
- ◆ 显著减少总体项目预算
- ◆ 防止不同金属表面接触导致氧化加剧
- ◆ 利用经济高效的铝材料最大限度地减少铜的使用
- ◆ IP68 包覆成型可保护组件免受环境损害
- ◆ Extension connects harnesses to combiner boxes
- ◆ Customized design to accommodate site layouts
- ◆ Significantly reduce the overall project budget
- ◆ Prevents increased oxidation from dissimilar metal surface contacts
- ◆ Minimizes copper usage by utilizing cost-efficient aluminum materials
- ◆ IP68 overmold protects components from environmental damage

Copper AWG	Aluminum AWG
#12	#6
#10	#6
#8	#6
#10	#4
#8	#4
#6	#4
#10	#2
#8	#2
#6	#2

构造 Construction

接头: 35kV，具有抗氧化和防腐蚀接头化合物，用于铝、铝合金电缆与铜电缆的中间过渡连接

注塑保护: 耐候；符合 UL746C 的户外等级；UL94阻燃；额定温度 90°C

Joint: 35kV, anti-oxidation and anti-corrosion joint compound, used for intermediate transition connections of aluminum, aluminum alloy cables and copper cables

Mold: Weather resistant



Outdoor rating per UL746C

UL94 Flame-retardant

90°C rated



分支线束 Trunk Connector

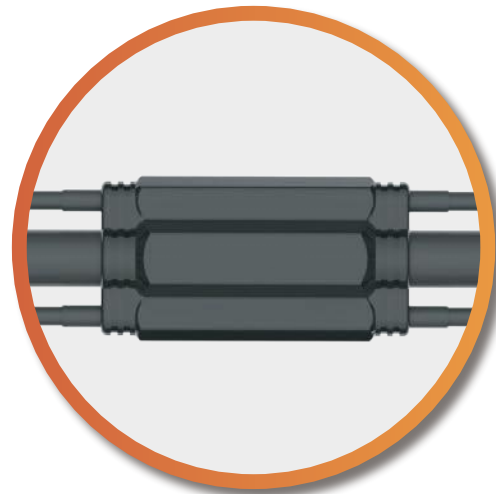


它是一种创新的一体式干线总线系统，可提供从太阳能电池板到公用事业的稳定电力传输电力收集系统。它减少了资本支出并增加了公用事业规模太阳能装置的投资回报率。

It is an innovative all-in-one trunk bus system that provides stable power transmission from solar panels to the utility power collection system. It reduces the Capex and increases the ROI of a utility scale solar installation.

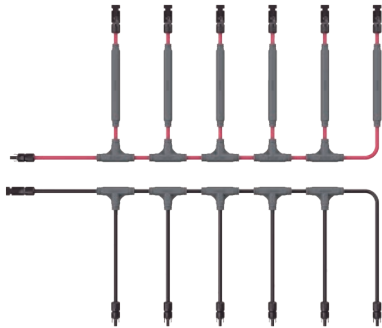
优势 Advantages

- ◆ 高科技密封技术
- ◆ 优异的防水性能
- ◆ 即插即用 - 易于安装
- ◆ 减少材料浪费和劳动力成本
- ◆ IP68
- ◆ TPV材料
- ◆ Hi-tech sealing technology
- ◆ Excellent waterproof performance
- ◆ Plug and play - easy to install
- ◆ Reduce material waste & labor cost
- ◆ IP68
- ◆ TPV material



技术参数 Technical Data	
额定电压 Voltage Rating	1500V DC
最大主干 Isc. Max Trunk Isc.	845A for 1000MCM
每个注塑件串数 Strings Per Mold	根据需求定制 Customized according to needs, usually 6 ~ 7 strings
串线尺寸 Size Of String Wire	10AWG, 8AWG, 6AWG, 4AWG
工作环境温度 Work Environment Temperature	-40°C~ +60°C, Humidity range: 5% ~ 95%
最高环境温度 Max Ambient Temperature	50°C
过电压类别/污染等级 Over Voltage Category / Pollution Degree	CATIII/3
防火等级 Flame Rating	UL94-V1
安全等级 Safety Degree	II
应用 Application	户外使用，抗紫外线 Outdoor use, uv resistant(FI)

集电 String Harness




我们为专业和安全的布线提供个性化的电缆解决方案。预组装解决方案可确保始终如意的高质量并加快组装速度。

We offer individual cable solutions for professional and safe cabling. Pre-assembled solutions ensure consistently high levels of quality and speed up assembly.

优势 Advantages

- ◆高科技密封技术
- ◆外观专利
- ◆采用TPV材料
- ◆Hi-tech sealing technology
- ◆Appearance patent
- ◆TPV material
- ◆IP68
- ◆易于安装
- ◆减少材料浪费、降低劳动力成本
- ◆IP68
- ◆Easy to install
- ◆Reduce material consumption & labor costs



产品型号 Product Type	线缆规格 Cable	连接器型号 Connector	额定系统电压 Voltage	保险丝额定电流 Fuse Rating
S-I: I型集电 I junction	2.5mm ² /14AWG		L: 1000V	1A
S-T: T型集电 T junction	4mm ² /12AWG		H: 1500V	2A
S-X: X型集电 X junction	6mm ² /10AWG			3A
S-Y: Y型集电 Y junction	10mm ² /8AWG			...
S-3 to 1: 3拖1型集电 3 to 1 junction	16mm ² /6AWG			25A
S-4 to 1: 4拖1型集电 4 to 1 junction				...
S-5 to 1: 5拖1型集电 5 to 1 junction				max 70A
S-6 to 1: 6拖1型集电 6 to 1 junction				

保险丝集电 In-line Fuse Assembly 1500V DC



SUNKEAN 直插式保险丝组件采用优质耐候材料和模具密封制造工艺，确保长期可靠性。它们可以现场安装。低接触电阻和高电流传输能力确保了高生产效率。具有IP68防水等级，可在较宽的工作温度范围内使用。

SUNKEAN In-line Fuse Assembly is made of high-quality weather-resistant materials and mold-sealed manufacturing process to ensure long-term reliability. They can be installed on site. Low contact resistance and high current transfer capability ensure high production efficiency. With IP68 waterproof rating, it can be used in a wide operating temperature range.

技术参数 Technical Data	
额定电压 Nominal Voltage	1500V DC
短路电流 Interrupting Ratings	30kA
保险丝 Fuse-link	Standard Ref. to: UL248-19, IEC 60269-6
绝缘材质 Insulation Material	Special-Hotmelt, UV-stable, IP68
防火等级 Flame Class	Self-extinguishing UL94-5VA
工作环境温度 Working Environment Temperature	-40°C~ +60°C, Humidity range: 5% ~ 95%
过压类别/污染等级 Over Voltage Category/Pollution Degree	CATIII/3
安全等级 Safety Degree	II

产品型号 Product Type	保险丝电压 Fuse Voltage	保险丝电流 Fuse Current	线缆规格 Cable Spec	连接器型号 Connector
S-I/II: 保险丝集电 Fuse Holder	1500V DC	1-32A (10x85mm) 10-50A (14x85mm) 60A (24x65mm) 70A (24x65mm)	3.5mm ² 5.5mm ² 4mm ² /12AWG 6mm ² /10AWG 10mm ² /8AWG 16mm ² /6AWG	TE PV4-S STAUBLI MC4 STAUBLI MC4-EVO2 AMPHENOL H4S QC4.10 Plus TLIAN T4 TRINA TS4 JINKO JK03M2 LONGI PV-LR5 TONGLIN TL-CABLE01S



专注提供新能源连接解决方案。
Focus on energy connection solution.

丹阳市伟鹤祥线缆制造有限公司

Danyang Winpower Wire and Cable Mfg Co., Ltd.

Add: Lingkou Industrial Park, Lingkou Town, Danyang City, Zhengjian
City, Jiangsu, China

Email: grace@winpowercable.com

WhatsApp: +86 18105282900

Web: www.whxcable.com
www.pv-cable-supplier.com